

Relay-Selection Improves the Security-Reliability Trade-Off in Cognitive Radio Systems

Yulong Zou, *Senior Member, IEEE*, Benoit Champagne, *Senior Member, IEEE*,
Wei-Ping Zhu, *Senior Member, IEEE*, and Lajos Hanzo, *Fellow, IEEE*

Abstract—We consider a cognitive radio (CR) network consisting of a secondary transmitter (ST), a secondary destination (SD) and multiple secondary relays (SRs) in the presence of an eavesdropper, where the ST transmits to the SD with the assistance of SRs, while the eavesdropper attempts to intercept the secondary transmission. We rely on careful relay selection for protecting the ST-SD transmission against the eavesdropper with the aid of both single-relay and multi-relay selection. To be specific, only the “best” SR is chosen in the single-relay selection for assisting the secondary transmission, whereas the multi-relay selection invokes multiple SRs for simultaneously forwarding the ST’s transmission to the SD. We analyze both the intercept probability and outage probability of the proposed single-relay and multi-relay selection schemes for the secondary transmission relying on realistic spectrum sensing. We also evaluate the performance of classic direct transmission and artificial noise based methods for the purpose of comparison with the proposed relay selection schemes. It is shown that as the intercept probability requirement is relaxed, the outage performance of the direct transmission, the artificial noise based and the relay selection schemes improves, and vice versa. This implies a trade-off between the security and reliability of the secondary transmission in the presence of eavesdropping attacks, which is referred to as the *security-reliability trade-off* (SRT). Furthermore, we demonstrate that the SRTs of the single-relay and multi-relay selection schemes are generally better than that of classic direct transmission, explicitly demonstrating the advantage of the proposed relay selection in terms of protecting the secondary transmissions against eavesdropping attacks. Moreover, as the number of SRs increases, the SRTs of the proposed single-relay and multi-relay

Manuscript received May 7, 2014; revised August 21, 2014 and October 16, 2014; accepted November 27, 2014. Date of publication December 4, 2014; date of current version January 14, 2015. This work was partially supported by the Priority Academic Program Development of Jiangsu Higher Education Institutions, the National Natural Science Foundation of China (Grant Nos. 61302104 and 61401223), the Scientific Research Foundation of Nanjing University of Posts and Telecommunications (Grant Nos. NY213014 and NY214001), the 1311 Talent Program of Nanjing University of Posts and Telecommunications, the Natural Science Foundation of Jiangsu Province (Grant No. BK20140887), and the Programme de bourses d’excellence pour étudiants étrangers (PBEEE) of the Government of Quebec. The associate editor coordinating the review of this paper and approving it for publication was H. Li.

Y. Zou is with the School of Telecommunications and Information Engineering, Nanjing University of Posts and Telecommunications, Nanjing 210003, China (e-mail: yulong.zou@njupt.edu.cn).

B. Champagne is with the Department of Electrical & Computer Engineering, McGill University, Montreal, QC H3A 1Y1, Canada (e-mail: benoit.champagne@mcgill.ca).

W.-P. Zhu is with the Department of Electrical & Computer Engineering, Concordia University, Montreal, QC H3G 1M8, Canada (e-mail: weiping@ece.concordia.ca).

L. Hanzo is with the Department of Electronics and Computer Science, University of Southampton, Southampton SO17 1BJ, U.K. (e-mail: lh@ecs.soton.ac.uk).

Color versions of one or more of the figures in this paper are available online at <http://ieeexplore.ieee.org>.

Digital Object Identifier 10.1109/TCOMM.2014.2377239

selection approaches significantly improve. Finally, our numerical results show that as expected, the multi-relay selection scheme achieves a better SRT performance than the single-relay selection.

Index Terms—Security-reliability trade-off, relay selection, intercept probability, outage probability, eavesdropping attack, cognitive radio.

I. INTRODUCTION

THE security aspects of cognitive radio (CR) systems [1]–[3] have attracted increasing attention from the research community. Indeed, due to the highly dynamic nature of the CR network architecture, legitimate CR devices become exposed to both internal as well as to external attackers and hence they are extremely vulnerable to malicious behavior. For example, an illegitimate user may intentionally impose interference (i.e. jamming) for the sake of artificially contaminating the CR environment [4]. Hence, the CR users fail to accurately characterize their surrounding radio environment and may become misled or compromised, which leads to a malfunction. Alternatively, an illegitimate user may attempt to tap the communications of authorized CR users by eavesdropping, to intercept confidential information.

Clearly, CR networks face diverse security threats during both spectrum sensing [5], [6] as well as spectrum sharing [7], spectrum mobility [8] and spectrum management [9]. Extensive studies have been carried out for protecting CR networks both against primary user emulation (PUE) [10] and against denial-of-service (DoS) attacks [11]. In addition to PUE and DoS attacks, eavesdropping is another main concern in protecting the data confidentiality [12], although it has received less attention in the literature on CR network security. Traditionally, cryptographic techniques are employed for guaranteeing transmission confidentiality against an eavesdropping attack. However, this introduces a significant computational overhead [13] as well as imposing additional system complexity in terms of the secret key management [14]. Furthermore, the existing cryptographic approaches are not perfectly secure and can still be decrypted by an eavesdropper (E), provided that it has the capacity to carry out exhaustive key search with the aid of brute-force attack [15].

Physical-layer security [16], [17] is emerging as an efficient approach for defending authorized users against eavesdropping attacks by exploiting the physical characteristics of wireless channels. In [17], Leung-Yan-Cheong and Hellman demonstrated that perfectly secure and reliable transmission can be achieved, when the wiretap channel spanning from the source to the eavesdropper is a further degraded version of the main

channel between the source and destination. They also showed that the maximal secrecy rate achieved at the legitimate destination, which is termed the secrecy capacity, is the difference between the capacity of the main channel and that of the wiretap channel. In [18]–[20], the secrecy capacity limits of wireless fading channels were further developed and characterized from an information-theoretic perspective, demonstrating the detrimental impact of wireless fading on the physical-layer security. To combat the fading effects, both multiple-input multiple-output (MIMO) schemes [21], [22] as well as cooperative relaying [23]–[25] and beamforming techniques [26], [27] were investigated for the sake of enhancing the achievable wireless secrecy capacity. Although extensive research efforts were devoted to improving the security of traditional wireless networks [16]–[27], less attention has been dedicated to CR networks. In [28] and [29], the achievable secrecy rate of the secondary transmission was investigated under a specific quality-of-service (QoS) constraint imposed on the primary transmission. Additionally, an overview of the physical-layer security aspects of CR networks was provided in [30], where several security attacks as well as the related countermeasures are discussed. In contrast to conventional non-cognitive wireless networks, the physical-layer security of CR networks has to consider diverse additional challenges, including the protection of the primary user's QoS and the mitigation of the mutual interference between the primary and secondary transmissions.

Motivated by the above considerations, we explore the physical-layer security of a CR network comprised of a secondary transmitter (ST) communicating with a secondary destination (SD) with the aid of multiple secondary relays (SRs) in the presence of an unauthorized attacker. Our main focus is on investigating the security-reliability trade-off (SRT) of the cognitive relay transmission in the presence of realistic spectrum sensing. The notion of the SRT in wireless physical-layer security was introduced and examined in [31], where the security and reliability was characterized in terms of the intercept probability and outage probability, respectively. In contrast to the conventional non-cognitive wireless networks studied in [31], the SRT analysis of CR networks presented in this work additionally takes into account the mutual interference between the primary user (PU) and secondary user (SU).

The main contributions of this paper are summarized as follows.

- We propose two relay selection schemes, namely both single-relay and multi-relay selection, for protecting the secondary transmissions against eavesdropping attacks. More specifically, in the single-relay selection (SRS) scheme, only a single relay is chosen from the set of multiple SRs for forwarding the secondary transmissions from the ST to the SD. By contrast, the multi-relay selection (MRS) scheme employs multiple SRs for simultaneously assisting the ST-SD transmissions.
- We present the mathematical SRT analysis of the proposed SRS and MRS schemes in the presence of realistic spectrum sensing. Closed-form expressions are derived for the intercept probability (IP) and outage probability (OP) of both schemes for transmission over Rayleigh fading channels. The numerical SRT results of conventional direct

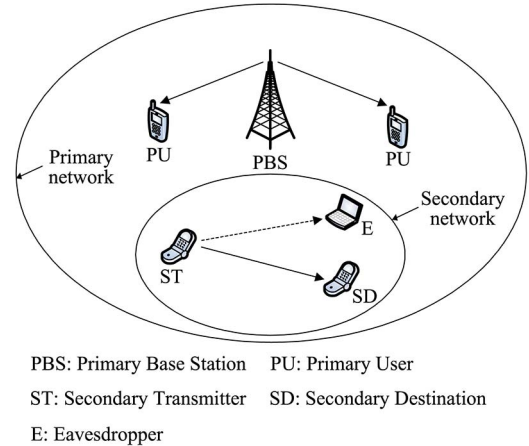


Fig. 1. A primary wireless network in coexistence with a secondary CR network.

transmission and artificial noise based schemes are also provided for comparison purposes.

- It is shown that as the spectrum sensing reliability is increased and/or the false alarm probability is reduced, the SRTs of both the SRS and MRS schemes are improved. Numerical results demonstrate that the proposed SRS and MRS schemes generally outperform the conventional direct transmission and artificial noise based approaches in terms of their SRTs.

The remainder of this paper is organized as follows. Section II presents the system model of physical-layer security in CR networks in the context of both the direct transmission as well as the SRS and MRS schemes. In Section III, we analyze the SRTs of these schemes in the presence of realistic spectrum sensing over Rayleigh fading channels. Next, numerical SRT results of the direct transmission, SRS and MRS schemes are given in Section IV, where the SRT performance of the artificial noise based scheme is also numerically evaluated for comparison purposes. Finally, Section V provides our concluding remarks.

II. RELAY SELECTION AIDED PROTECTION AGAINST EAVESDROPPING IN CR NETWORKS

We first introduce the overall system model of physical-layer security in CR networks. We then present the signal model of the conventional direct transmission approach, which will serve as our benchmark, as well as of the SRS and MRS schemes for improving the CR system's security against eavesdropping attacks.

A. System Model

As shown in Fig. 1, we consider a primary network in coexistence with a secondary network (also referred to as a *CR network*). The primary network includes a primary base station (PBS) and multiple primary users (PUs), which communicate with the PBS over the licensed spectrum. By contrast, the secondary network consisting of one or more STs and SDs exploits the licensed spectrum in an opportunistic way. To

be specific, a particular ST should first detect with the aid of spectrum sensing whether or not the licensed spectrum is occupied by the PBS. If so, the ST is not at liberty to transmit to avoid interfering with the PUs. If alternatively, the licensed spectrum is deemed to be unoccupied (i.e. a spectrum hole is detected), then the ST may transmit to the SD over the detected spectrum hole. Meanwhile, E attempts to intercept the secondary transmission from the ST to the SD. For notational convenience, let H_0 and H_1 represent the event that the licensed spectrum is unoccupied and occupied by the PBS during a particular time slot, respectively. Moreover, let \hat{H} denote the status of the licensed spectrum detected by spectrum sensing. Specifically, $\hat{H} = H_0$ represents the case that the licensed spectrum is deemed to be unoccupied, while $\hat{H} = H_1$ indicates that the licensed spectrum is deemed to be occupied.

The probability P_d of correct detection of the presence of PBS and the associated false alarm probability P_f are defined as $P_d = \Pr(\hat{H} = H_1 | H_1)$ and $P_f = \Pr(\hat{H} = H_1 | H_0)$, respectively. Due to the background noise and fading effects, it is impossible to achieve perfectly reliable spectrum sensing without missing the detection of an active PU and without false alarm, which suggests that a spectral band is occupied by a PU, when it is actually unoccupied. Moreover, the missed detection of the presence of PBS will result in interference between the PU and SU. To guarantee that the interference imposed on the PUs is below a tolerable level, both the successful detection probability (SDP) P_d and false alarm probability (FAP) P_f should be within a meaningful target range. For example, the IEEE 802.22 standard requires $P_d > 0.9$ and $P_f < 0.1$ [2]. For better protection of PUs, we consider $P_d = 0.99$ and $P_f = 0.01$, unless otherwise stated. Additionally, we consider a Rayleigh fading model for characterizing all the channels between any two nodes of Fig. 1. Finally, all the received signals are assumed to be corrupted by additive white Gaussian noise (AWGN) having a zero mean and a variance of N_0 .

B. Direct Transmission

Let us first consider the conventional direct transmission as a benchmark scheme. Let x_p and x_s denote the random symbols transmitted by the PBS and the ST at a particular time instance. Without loss of generality, we assume $E[|x_p|^2] = E[|x_s|^2] = 1$, where $E[\cdot]$ represents the expected value operator. The transmit powers of the PBS and ST are denoted by P_p and P_s , respectively. Given that the licensed spectrum is deemed to be unoccupied by the PBS (i.e. $\hat{H} = H_0$), ST transmits its signal x_s at a power of P_s . Then, the signal received at the SD can be written as

$$y_d = h_{sd}\sqrt{P_s}x_s + h_{pd}\sqrt{\alpha P_p}x_p + n_d, \quad (1)$$

where h_{sd} and h_{pd} represent the fading coefficients of the channel spanning from ST to SD and that from PBS to SD, respectively. Furthermore, n_d represents the AWGN received at SD and the random variable (RV) α is defined as

$$\alpha = \begin{cases} 0, & H_0 \\ 1, & H_1, \end{cases} \quad (2)$$

where H_0 represents that the licensed spectrum is unoccupied by PBS and no primary signal is transmitted, leading to $\alpha = 0$. By contrast, H_1 represents that PBS is transmitting its signal x_p over the licensed spectrum, thus $\alpha = 1$. Meanwhile, due to the broadcast nature of the wireless medium, the ST's signal will be overheard by E and the overheard signal can be expressed as

$$y_e = h_{se}\sqrt{P_s}x_s + h_{pe}\sqrt{\alpha P_p}x_p + n_e, \quad (3)$$

where h_{se} and h_{pe} represent the fading coefficients of the channel spanning from ST to E and that from PBS to E, respectively, while n_e represents the AWGN received at E. Upon combining Shannon's capacity formula [31] with (1), we obtain the capacity of the ST-SD channel as

$$C_{sd} = \log_2 \left(1 + \frac{|h_{sd}|^2 \gamma_s}{\alpha |h_{pd}|^2 \gamma_p + 1} \right), \quad (4)$$

where $\gamma_s = P_s/N_0$ and $\gamma_p = P_p/N_0$. Similarly, the capacity of the ST-E channel is obtained from (3) as

$$C_{se} = \log_2 \left(1 + \frac{|h_{se}|^2 \gamma_s}{\alpha |h_{pe}|^2 \gamma_p + 1} \right). \quad (5)$$

C. Single-Relay Selection

In this subsection, we consider the cognitive relay network of Fig. 2, where both SD and E are assumed to be beyond the coverage area of the ST [24], [25], and N secondary relays (SRs) are employed for assisting the cognitive ST-SD transmission. We assume that a common control channel (CCC) [6] is available for coordinating the actions of the different network nodes and the decode-and-forward (DF) relaying using two adjacent time slots is employed. More specifically, once the licensed spectrum is deemed to be unoccupied, the ST first broadcasts its signal x_s to the N SRs, which attempt to decode x_s from their received signals. For notational convenience, let \mathcal{D} represent the set of SRs that succeed in decoding x_s . Given N SRs, there are 2^N possible subsets \mathcal{D} , thus the sample space of \mathcal{D} is formulated as

$$\Omega = \{\emptyset, \mathcal{D}_1, \mathcal{D}_2, \dots, \mathcal{D}_n, \dots, \mathcal{D}_{2^N-1}\}, \quad (6)$$

where \emptyset represents the empty set and \mathcal{D}_n represents the n -th non-empty subset of the N SRs. If the set \mathcal{D} is empty, implying that no SR decodes x_s successfully, then all the SRs remain silent and thus both SD and E are unable to decode x_s in this case. If the set \mathcal{D} is non-empty, a specific SR is chosen from \mathcal{D} to forward its decoded signal x_s to SD. Therefore, given $\hat{H} = H_0$ (i.e. the licensed spectrum is deemed unoccupied), ST broadcasts its signal x_s to N SRs at a power of P_s and a rate of R . Hence, the signal received at a specific SR_{*i*} is given by

$$y_i = h_{si}\sqrt{P_s}x_s + h_{pi}\sqrt{\alpha P_p}x_p + n_i, \quad (7)$$

where h_{si} and h_{pi} represent the fading coefficients of the ST-SR_{*i*} channel and that of the PBS-SR_{*i*} channel, respectively, with

n_i representing the AWGN at SR_i . From (7), we obtain the capacity of the ST- SR_i channel as

$$C_{si} = \frac{1}{2} \log_2 \left(1 + \frac{|h_{si}|^2 \gamma_s}{\alpha |h_{pi}|^2 \gamma_p + 1} \right), \quad (8)$$

where the factor $\frac{1}{2}$ arises from the fact that two orthogonal time slots are required for completing the message transmission from ST to SD via SR_i . According to Shannon's coding theorem, if the data rate is higher than the channel capacity, the receiver becomes unable to successfully decode the source signal, regardless of the decoding algorithm adopted. Otherwise, the receiver can succeed in decoding the source signal. Thus, using (8), we can describe the event of $\mathcal{D} = \emptyset$ as

$$C_{si} < R, \quad i \in \{1, 2, \dots, N\}. \quad (9)$$

Meanwhile, the event of $\mathcal{D} = \mathcal{D}_n$ is described as

$$\begin{aligned} C_{si} &> R, \quad i \in \mathcal{D}_n \\ C_{sj} &< R, \quad j \in \bar{\mathcal{D}}_n, \end{aligned} \quad (10)$$

where $\bar{\mathcal{D}}_n$ represents the complementary set of \mathcal{D}_n . Without loss of generality, we assume that SR_i is chosen within \mathcal{D}_n to transmit its decoded result x_s at a power of P_s , thus the signal received at SD can be written as

$$y_d = h_{id} \sqrt{P_s} x_s + h_{pd} \sqrt{\alpha P_p} x_p + n_d, \quad (11)$$

where h_{id} represents the fading coefficient of the $SR_i - SD$ channel. From (11), the capacity of the $SR_i - SD$ channel is given by

$$C_{id} = \frac{1}{2} \log_2 \left(1 + \frac{|h_{id}|^2 \gamma_s}{\alpha |h_{pd}|^2 \gamma_p + 1} \right), \quad (12)$$

where $i \in \mathcal{D}_n$. In general, the specific SR_i having the highest instantaneous capacity to SD is chosen as the "best" SR for assisting the ST's transmission. Therefore, the best relay selection criterion is expressed from (12) as

$$\text{Best SR} = \arg \max_{i \in \mathcal{D}_n} C_{id} = \arg \max_{i \in \mathcal{D}_n} |h_{id}|^2, \quad (13)$$

which shows that only the channel state information (CSI) $|h_{id}|^2$ is required for performing the relay selection without the need for the eavesdropper's CSI knowledge. Upon combining (12) and (13), we obtain the capacity of the channel spanning from the "best" SR to SD as

$$C_{bd} = \frac{1}{2} \log_2 \left(1 + \frac{\gamma_s}{\alpha |h_{pd}|^2 \gamma_p + 1} \max_{i \in \mathcal{D}_n} |h_{id}|^2 \right), \quad (14)$$

where the subscript 'b' in C_{bd} denotes the best SR. It is observed from (14) that the legitimate transmission capacity of the SRS scheme is determined by the maximum of independent random variables (RVs) $|h_{id}|^2$ for different SRs. By contrast, one can see from (4) that the capacity of classic direct transmission is affected by the single RV $|h_{sd}|^2$. If all RVs $|h_{id}|^2$ and $|h_{sd}|^2$ are independent and identically distributed (i.i.d), it would be most likely that $\max_{i \in \mathcal{D}_n} |h_{id}|^2$ is much higher than $|h_{sd}|^2$ for a sufficiently

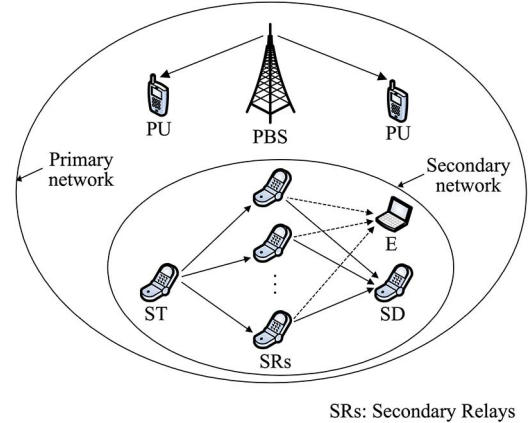


Fig. 2. A cognitive relay network consists of one ST, one SD and N SRs in the presence of an E.

large number of SRs, resulting in a performance improvement for the SRS scheme over the classic direct transmission. However, if the RVs $|h_{id}|^2$ and $|h_{sd}|^2$ are non-identically distributed and the mean value of $|h_{sd}|^2$ is much higher than that of $|h_{id}|^2$, then it may be more likely that $\max_{i \in \mathcal{D}_n} |h_{id}|^2$ is smaller than $|h_{sd}|^2$ for a given number of SRs. In this extreme case, the classic direct transmission may perform better than the SRS scheme. It is worth mentioning that in practice, the average fading gain of the $SR_i - SD$ channel, $|h_{id}|^2$, should not be less than that of the ST-SD channel $|h_{sd}|^2$, since SRs are typically placed in the middle between the ST and SD. Hence, a performance improvement for the SRS scheme over classic direct transmission would be achieved in practical wireless systems. Note that although a factor 1/2 in (14) is imposed on the capacity of the main channel, it would not affect the performance of the SRS scheme from a SRT perspective, since the capacity of the wiretap channel is also multiplied by 1/2 as will be shown in (16).

Additionally, given that the selected SR transmits its decoded result x_s at a power of P_s , the signal received at E is expressed as

$$y_e = h_{be} \sqrt{P_s} x_s + h_{pe} \sqrt{\alpha P_p} x_p + n_e, \quad (15)$$

where h_{be} and h_{pe} represent the fading coefficients of the channel from "best" SR to E and that from PBS to E, respectively. From (15), the capacity of the channel spanning from the "best" SR to E is given by

$$C_{be} = \frac{1}{2} \log_2 \left(1 + \frac{|h_{be}|^2 \gamma_s}{\alpha |h_{pe}|^2 \gamma_p + 1} \right), \quad (16)$$

where $b \in \mathcal{D}_n$ is determined by the relay selection criterion given in (13). As shown in (16), the eavesdropper's channel capacity is affected by the channel state information (CSI) $|h_{be}|^2$ of the wiretap channel spanning from the "best" relay to the eavesdropper. However, one can see from (13) that the best relay is selected from the decoding set \mathcal{D}_n solely based on the main channel's CSI $|h_{id}|^2$ i.e. without taking into account the eavesdropper's CSI knowledge of $|h_{ie}|^2$. This means that the selection of the best relay aiming for maximizing the legitimate transmission capacity of (14) would not lead to significantly

beneficial or adverse impact on the eavesdropper's channel capacity, since the main channel and the wiretap channel are independent of each other.

For example, if the random variables (RVs) $|h_{ie}|^2$ related to the different relays are i.i.d, we can readily infer by the law of total probability that $|h_{pe}|^2$ has the same probability density function (PDF) as $|h_{ie}|^2$, implying that the eavesdropper's channel capacity of (16) is not affected by the selection of the best relay given by (13). Therefore, the SRS scheme has no obvious advantage over the classic direct transmission in terms of minimizing the capacity of the wiretap channel. To elaborate a little further, according to the SRT trade-off, a reduction of the outage probability (OP) due to the capacity enhancement of the main channel achieved by using the selection of the best relay would be converted into an intercept probability (IP) improvement, which will be numerically illustrated in Section IV.

D. Multi-Relay Selection

This subsection presents a MRS scheme, where multiple SRs are employed for simultaneously forwarding the source signal x_s to SD. To be specific, ST first transmits x_s to N SRs over a detected spectrum hole. As mentioned in Subsection II-C, we denote by \mathcal{D} the set of SRs that successfully decode x_s . If \mathcal{D} is empty, all SRs fail to decode x_s and will not forward the source signal, thus both SD and E are unable to decode x_s . If \mathcal{D} is non-empty (i.e. $\mathcal{D} = \mathcal{D}_n$), all SRs within \mathcal{D}_n are utilized for simultaneously transmitting x_s to SD. This differs from the SRS scheme, where only a single SR is chosen from \mathcal{D}_n for forwarding x_s to SD. To make effective use of multiple SRs, a weight vector denoted by $w = [w_1, w_2, \dots, w_{|\mathcal{D}_n|}]^T$ is employed at the SRs for transmitting x_s , where $|\mathcal{D}_n|$ is the cardinality of the set \mathcal{D}_n . For the sake of a fair comparison with the SRS scheme in terms of power consumption, the total transmit power across all SRs within \mathcal{D}_n shall be constrained to P_s and thus the weight vector w should be normalized according to $\|w\| = 1$. Thus, given $\mathcal{D} = \mathcal{D}_n$ and considering that all SRs within \mathcal{D}_n are selected for simultaneously transmitting x_s with a weight vector w , the signal received at SD is expressed as

$$y_d^{\text{multi}} = \sqrt{P_s} w^T H_d x_s + \sqrt{\alpha P_p} h_{pd} x_p + n_d, \quad (17)$$

where $H_d = [h_{1d}, h_{2d}, \dots, h_{|\mathcal{D}_n|d}]^T$. Similarly, the signal received at E can be written as

$$y_e^{\text{multi}} = \sqrt{P_s} w^T H_e x_s + \sqrt{\alpha P_p} h_{pe} x_p + n_e, \quad (18)$$

where $H_e = [h_{1e}, h_{2e}, \dots, h_{|\mathcal{D}_n|e}]^T$. From (17) and (18), the signal-to-interference-plus-noise ratios (SINRs) at SD and E are, respectively, given by

$$\text{SINR}_d^{\text{multi}} = \frac{\gamma_s}{\alpha |h_{pd}|^2 \gamma_p + 1} |w^T H_d|^2, \quad (19)$$

and

$$\text{SINR}_e^{\text{multi}} = \frac{\gamma_s}{\alpha |h_{pe}|^2 \gamma_p + 1} |w^T H_e|^2. \quad (20)$$

In this work, the weight vector w is optimized by maximizing the SINR at SD, yielding

$$\max_w \text{SINR}_d^{\text{multi}}, \quad \text{s.t. } \|w\| = 1, \quad (21)$$

where the constraint is used for normalization purposes. Using the Cauchy-Schwarz inequality [32], we can readily obtain the optimal weight vector w_{opt} from (21) as

$$w_{\text{opt}} = \frac{H_d^*}{|H_d|}, \quad (22)$$

which indicates that the optimal vector design only requires the SR-SD CSI H_d , whilst dispensing with the eavesdropper's CSI H_e . Substituting the optimal vector w_{opt} from (22) into (19) and (20) and using Shannon's capacity formula, we can obtain the channel capacities achieved at both SD and E as

$$C_d^{\text{multi}} = \frac{1}{2} \log_2 \left(1 + \frac{\gamma_s}{\alpha \gamma_p |h_{pd}|^2 + 1} \sum_{i \in \mathcal{D}_n} |h_{id}|^2 \right), \quad (23)$$

and

$$C_e^{\text{multi}} = \frac{1}{2} \log_2 \left(1 + \frac{\gamma_s}{\alpha \gamma_p |h_{pe}|^2 + 1} \frac{|H_d^H H_e|^2}{|H_d|^2} \right), \quad (24)$$

for $\mathcal{D} = \mathcal{D}_n$, where H represents the Hermitian transpose. One can observe from (14) and (23) that the difference between the capacity expressions C_{bd} and C_d^{multi} only lies in the fact that the maximum of RVs $|h_{id}|^2$ for different SRs (i.e., $\max_{i \in \mathcal{D}_n} |h_{id}|^2$) is used for the SRS scheme, while the sum of RVs $|h_{id}|^2$ (i.e., $\sum_{i \in \mathcal{D}_n} |h_{id}|^2$) is employed for the MRS scheme. Clearly, we have $\sum_{i \in \mathcal{D}_n} |h_{id}|^2 > \max_{i \in \mathcal{D}_n} |h_{id}|^2$, resulting in a performance gain for MRS over SRS in terms of maximizing the legitimate transmission capacity. Moreover, since the main channel H_d and the wiretap channel H_e are independent of each other, the optimal weights assigned for the multiple relays based on H_d will only slightly affect the eavesdropper's channel capacity. This means that the MRS and SRS schemes achieve more or less the same performance in terms of the capacity of the wiretap channel. Nevertheless, given a fixed outage requirement, the MRS scheme can achieve a better intercept performance than the SRS scheme, because according to the SRT, an outage reduction achieved by the capacity enhancement of the legitimate transmission relying on the MRS would be converted into an intercept improvement. To be specific, given an enhanced capacity of the legitimate transmission, we may increase the data rate R based on the OP definition of (25) for maintaining a fixed OP, which, in turn leads to a reduction of the IP, since a higher data rate would result in a lower IP, according to the IP definition of (26).

It needs to be pointed out that in the MRS scheme, a high-complexity symbol-level synchronization is required for multiple distributed SRs, when simultaneously transmitting to SD, whereas the SRS does not require such a complex synchronization process. Thus, the performance improvement of MRS over SRS is achieved at the cost of a higher implementation

complexity. Additionally, the synchronization imperfections of the MRS scheme will impose a performance degradation, which may even lead to a performance for the MRS scheme becoming worse than that of the SRS scheme.

Throughout this paper, the Rayleigh model is used for characterizing the fading amplitudes (e.g., $|h_{sd}|$, $|h_{si}|$, $|h_{id}|$, etc.) of wireless channels, which, in turn, implies that the fading square magnitudes $|h_{sd}|^2$, $|h_{si}|^2$ and $|h_{id}|^2$ are exponentially distributed random variables (RVs). So far, we have completed the presentation of the signal model of the direct transmission, of the SRS, and of the MRS schemes for CR networks applications in the presence of eavesdropping attacks.

III. SRT ANALYSIS OVER RAYLEIGH FADING CHANNELS

This section presents the SRT analysis of the direct transmission, SRS and MRS schemes over Rayleigh fading channels. As discussed in [31], the security and reliability are quantified in terms of the IP and OP experienced by the eavesdropper and destination, respectively. It is pointed out that in CR networks, ST starts to transmit its signal only when an available spectrum hole is detected. Similarly to [34], the OP and IP are thus calculated under the condition that the licensed spectrum is detected to be unoccupied by the PBS. The following gives the definition of OP and IP.

Definition 1: Let C_d and C_e represent the channel capacities achieved at the destination and eavesdropper, respectively. The OP and IP are, respectively, defined as

$$P_{\text{out}} = \Pr(C_d < R | \hat{H} = H_0), \quad (25)$$

and

$$P_{\text{int}} = \Pr(C_e > R | \hat{H} = H_0), \quad (26)$$

where R is the data rate.

A. Direct Transmission

Let us first analyze the SRT performance of the conventional direct transmission. Given that a spectrum hole has been detected, the OP of direct transmission is obtained from (25) as

$$P_{\text{out}}^{\text{direct}} = \Pr(C_{sd} < R | \hat{H} = H_0), \quad (27)$$

where C_{sd} is given by (4). Using the law of total probability, we can rewrite (27) as

$$P_{\text{out}}^{\text{direct}} = \Pr(C_{sd} < R, H_0 | \hat{H} = H_0) + \Pr(C_{sd} < R, H_1 | \hat{H} = H_0), \quad (28)$$

which can be further expressed as

$$P_{\text{out}}^{\text{direct}} = \Pr(C_{sd} < R | H_0, \hat{H} = H_0) \Pr(H_0 | \hat{H} = H_0) + \Pr(C_{sd} < R | H_1, \hat{H} = H_0) \Pr(H_1 | \hat{H} = H_0). \quad (29)$$

It is shown from (2) that given H_0 and H_1 , the parameter α is obtained as $\alpha = 0$ and $\alpha = 1$, respectively. Thus, combining (2)

and (4), we have $C_{sd} = \log_2(1 + |h_{sd}|^2 \gamma_s)$ given H_0 and $C_{sd} = \log_2\left(1 + \frac{|h_{sd}|^2 \gamma_s}{|h_{pd}|^2 \gamma_p + 1}\right)$ given H_1 . Substituting this result into (29) yields

$$P_{\text{out}}^{\text{direct}} = \Pr(|h_{sd}|^2 \gamma_s < 2^R - 1) \Pr(H_0 | \hat{H} = H_0) + \Pr\left(\frac{|h_{sd}|^2 \gamma_s}{|h_{pd}|^2 \gamma_p + 1} < 2^R - 1\right) \Pr(H_1 | \hat{H} = H_0). \quad (30)$$

Moreover, the terms $\Pr(H_0 | \hat{H} = H_0)$ and $\Pr(H_1 | \hat{H} = H_0)$ can be obtained by using Bayes' theorem as

$$\Pr(H_0 | \hat{H} = H_0) = \frac{\Pr(\hat{H} = H_0 | H_0) \Pr(H_0)}{\sum_{i \in \{0,1\}} \Pr(\hat{H} = H_0 | H_i) \Pr(H_i)} = \frac{P_0(1 - P_f)}{P_0(1 - P_f) + (1 - P_0)(1 - P_d)} \triangleq \pi_0, \quad (31)$$

and

$$\Pr(H_1 | \hat{H} = H_0) = \frac{(1 - P_0)(1 - P_d)}{P_0(1 - P_f) + (1 - P_0)(1 - P_d)} \triangleq \pi_1, \quad (32)$$

where $P_0 = \Pr(H_0)$ is the probability that the licensed spectrum band is unoccupied by PBS, while $P_d = \Pr(\hat{H} = H_1 | H_1)$ and $P_f = \Pr(\hat{H} = H_1 | H_0)$ are the SDP and FAP, respectively. For notational convenience, we introduce the shorthand $\pi_0 = \Pr(H_0 | \hat{H} = H_0)$, $\pi_1 = \Pr(H_1 | \hat{H} = H_0)$ and $\Delta = \frac{2^R - 1}{\gamma_s}$. Then, using (31) and (32), we rewrite (30) as

$$P_{\text{out}}^{\text{direct}} = \pi_0 \Pr(|h_{sd}|^2 < \Delta) + \pi_1 \Pr(|h_{sd}|^2 - |h_{pd}|^2 \gamma_p \Delta < \Delta). \quad (33)$$

Noting that $|h_{sd}|^2$ and $|h_{pd}|^2$ are independently and exponentially distributed RVs with respective means of σ_{sd}^2 and σ_{pd}^2 , we obtain

$$\Pr(|h_{sd}|^2 < \Delta) = 1 - \exp\left(-\frac{\Delta}{\sigma_{sd}^2}\right), \quad (34)$$

and

$$\Pr(|h_{sd}|^2 - |h_{pd}|^2 \gamma_p \Delta < \Delta) = 1 - \frac{\sigma_{sd}^2}{\sigma_{pd}^2 \gamma_p \Delta + \sigma_{sd}^2} \exp\left(-\frac{\Delta}{\sigma_{sd}^2}\right). \quad (35)$$

Additionally, we observe from (26) that an intercept event occurs, when the capacity of the ST-E channel becomes higher than the data rate. Thus, given that a spectrum hole has been detected (i.e. $\hat{H} = H_0$), ST starts transmitting its signal to SD and E may overhear the ST-SD transmission. The corresponding IP is given by

$$P_{\text{int}}^{\text{direct}} = \Pr(C_{se} > R | \hat{H} = H_0), \quad (36)$$

which can be further expressed as

$$P_{\text{int}}^{\text{direct}} = \Pr(C_{se} > R | \hat{H} = H_0, H_0) \Pr(H_0 | \hat{H} = H_0) + \Pr(C_{se} > R | \hat{H} = H_0, H_1) \Pr(H_1 | \hat{H} = H_0) = \pi_0 \Pr(|h_{se}|^2 > \Delta) + \pi_1 \Pr(|h_{se}|^2 - |h_{pe}|^2 \gamma_p \Delta > \Delta), \quad (37)$$

where the second equality is obtained by using C_{se} from (5). Noting that RVs $|h_{se}|^2$ and $|h_{pe}|^2$ are exponentially distributed and independent of each other, we can express the terms $\Pr(|h_{se}|^2 > \Delta)$ and $\Pr(|h_{se}|^2 - |h_{pe}|^2 \gamma_p \Delta > \Delta)$ as

$$\Pr(|h_{se}|^2 > \Delta) = \exp\left(-\frac{\Delta}{\sigma_{se}^2}\right), \quad (38)$$

and

$$\Pr(|h_{se}|^2 - |h_{pe}|^2 \gamma_p \Delta > \Delta) = \frac{\sigma_{se}^2}{\sigma_{pe}^2 \gamma_p \Delta + \sigma_{se}^2} \exp\left(-\frac{\Delta}{\sigma_{se}^2}\right), \quad (39)$$

where σ_{se}^2 and σ_{pe}^2 are the expected values of RVs $|h_{se}|^2$ and $|h_{pe}|^2$, respectively.

B. Single-Relay Selection

In this subsection, we present the SRT analysis of the proposed SRS scheme. Given $\hat{H} = H_0$, the OP of the cognitive transmission relying on SRS is given by

$$P_{\text{out}}^{\text{single}} = \Pr(C_{bd} < R, \mathcal{D} = \emptyset | \hat{H} = H_0) + \sum_{n=1}^{2^N-1} \Pr(C_{bd} < R, \mathcal{D} = \mathcal{D}_n | \hat{H} = H_0), \quad (40)$$

where C_{bd} represents the capacity of the channel from the “best” SR to SD. In the case of $\mathcal{D} = \emptyset$, no SR is chosen to forward the source signal, which leads to $C_{bd} = 0$ for $\mathcal{D} = \emptyset$. Substituting this result into (40) gives

$$P_{\text{out}}^{\text{single}} = \Pr(\mathcal{D} = \emptyset | \hat{H} = H_0) + \sum_{n=1}^{2^N-1} \Pr(C_{bd} < R, \mathcal{D} = \mathcal{D}_n | \hat{H} = H_0). \quad (41)$$

Using (2), (9), (10), and (14), we can rewrite (41) as (42), shown at the bottom of the page, where $\Lambda = \frac{2^{2R}-1}{\gamma_s}$. Noting that $|h_{si}|^2$ and $|h_{pi}|^2$ are independent exponentially distributed

random variables with respective means of σ_{si}^2 and σ_{pi}^2 , we have

$$\Pr(|h_{si}|^2 < \Lambda) = 1 - \exp\left(-\frac{\Lambda}{\sigma_{si}^2}\right), \quad (43)$$

and

$$\Pr(|h_{si}|^2 < \Lambda | h_{pi}|^2 \gamma_p + \Lambda) = 1 - \frac{\sigma_{si}^2}{\sigma_{pi}^2 \gamma_p \Lambda + \sigma_{si}^2} \exp\left(-\frac{\Lambda}{\sigma_{si}^2}\right), \quad (44)$$

where the terms $\Pr(|h_{si}|^2 > \Lambda)$, $\Pr(|h_{sj}|^2 < \Lambda)$, and $\Pr(|h_{si}|^2 > \Lambda | h_{pi}|^2 \gamma_p + \Lambda)$ can be similarly determined in closed-form. Moreover, based on Appendix A, we obtain $\Pr(\max_{i \in \mathcal{D}_n} |h_{id}|^2 < \Lambda)$

and $\Pr(\max_{i \in \mathcal{D}_n} |h_{id}|^2 < \Lambda | h_{pd}|^2 \gamma_p + \Lambda)$ as

$$\Pr\left(\max_{i \in \mathcal{D}_n} |h_{id}|^2 < \Lambda\right) = \prod_{i \in \mathcal{D}_n} \left[1 - \exp\left(-\frac{\Lambda}{\sigma_{id}^2}\right)\right], \quad (45)$$

and

$$\begin{aligned} & \Pr\left(\max_{i \in \mathcal{D}_n} |h_{id}|^2 < \Lambda | h_{pd}|^2 \gamma_p + \Lambda\right) \\ &= 1 + \sum_{m=1}^{2^{|\mathcal{D}_n|}-1} (-1)^{|\tilde{\mathcal{D}}_n(m)|} \exp\left(-\sum_{i \in \tilde{\mathcal{D}}_n(m)} \frac{\Lambda}{\sigma_{id}^2}\right) \\ & \quad \times \left(1 + \sum_{i \in \tilde{\mathcal{D}}_n(m)} \frac{\Lambda \gamma_p \sigma_{pd}^2}{\sigma_{id}^2}\right)^{-1}, \end{aligned} \quad (46)$$

where $\tilde{\mathcal{D}}_n(m)$ represents the m -th non-empty subset of \mathcal{D}_n . Additionally, the IP of the SRS scheme can be expressed as

$$P_{\text{int}}^{\text{single}} = \Pr(C_{be} > R, \mathcal{D} = \emptyset | \hat{H} = H_0) + \sum_{n=1}^{2^N-1} \Pr(C_{be} > R, \mathcal{D} = \mathcal{D}_n | \hat{H} = H_0), \quad (47)$$

where C_{be} represents the capacity of the channel spanning from the “best” SR to E. Given $\mathcal{D} = \emptyset$, we have $C_{be} = 0$, since no relay is chosen for forwarding the source signal. Thus,

$$\begin{aligned} P_{\text{out}}^{\text{single}} &= \pi_0 \prod_{i=1}^N \Pr(|h_{si}|^2 < \Lambda) + \pi_1 \prod_{i=1}^N \Pr(|h_{si}|^2 < \Lambda | h_{pi}|^2 \gamma_p + \Lambda) \\ & \quad + \pi_0 \sum_{n=1}^{2^N-1} \prod_{i \in \mathcal{D}_n} \Pr(|h_{si}|^2 > \Lambda) \prod_{j \in \tilde{\mathcal{D}}_n} \Pr(|h_{sj}|^2 < \Lambda) \Pr\left(\max_{i \in \mathcal{D}_n} |h_{id}|^2 < \Lambda\right) \\ & \quad + \pi_1 \sum_{n=1}^{2^N-1} \prod_{i \in \mathcal{D}_n} \Pr(|h_{si}|^2 > \Lambda | h_{pi}|^2 \gamma_p + \Lambda) \prod_{j \in \tilde{\mathcal{D}}_n} \Pr(|h_{sj}|^2 < \Lambda | h_{pj}|^2 \gamma_p + \Lambda) \\ & \quad \times \Pr\left(\max_{i \in \mathcal{D}_n} |h_{id}|^2 < \Lambda | h_{pd}|^2 \gamma_p + \Lambda\right) \end{aligned} \quad (42)$$

substituting this result into (47) and using (2), (9), (10), and (16), we arrive at

$$\begin{aligned}
P_{\text{int}}^{\text{single}} = & \pi_0 \sum_{n=1}^{2^N-1} \prod_{i \in \mathcal{D}_n} \Pr(|h_{si}|^2 > \Lambda) \prod_{j \in \mathcal{D}_n} \Pr(|h_{sj}|^2 < \Lambda) \\
& \times \Pr(|h_{be}|^2 > \Lambda) \\
& + \pi_1 \sum_{n=1}^{2^N-1} \prod_{i \in \mathcal{D}_n} \Pr(|h_{si}|^2 > \Lambda |h_{pi}|^2 \gamma_p + \Lambda) \\
& \times \prod_{j \in \mathcal{D}_n} \Pr(|h_{sj}|^2 < \Lambda |h_{pj}|^2 \gamma_p + \Lambda) \\
& \times \Pr(|h_{be}|^2 > \Lambda |h_{pe}|^2 \gamma_p + \Lambda), \quad (48)
\end{aligned}$$

where the closed-form expressions of $\Pr(|h_{si}|^2 > \Lambda)$ and $\Pr(|h_{si}|^2 > \Lambda |h_{pi}|^2 \gamma_p + \Lambda)$ can be readily obtained by using (43) and (44). Using the results in Appendix B, we can express $\Pr(|h_{be}|^2 > \Lambda)$ and $\Pr(|h_{be}|^2 > \Lambda |h_{pe}|^2 \gamma_p + \Lambda)$ as

$$\begin{aligned}
\Pr(|h_{be}|^2 > \Lambda) = & \sum_{i \in \mathcal{D}_n} \exp\left(-\frac{\Lambda}{\sigma_{ie}^2}\right) \\
& \times \left[1 + \sum_{m=1}^{2^{|\mathcal{D}_n|-1}-1} (-1)^{|C_n(m)|} \left(1 + \sum_{j \in C_n(m)} \frac{\sigma_{id}^2}{\sigma_{jd}^2} \right)^{-1} \right], \quad (49)
\end{aligned}$$

and

$$\begin{aligned}
\Pr(|h_{be}|^2 > \Lambda |h_{pe}|^2 \gamma_p + \Lambda) = & \sum_{i \in \mathcal{D}_n} \frac{\sigma_{ie}^2}{\sigma_{pe}^2 \gamma_p \Lambda + \sigma_{ie}^2} \exp\left(-\frac{\Lambda}{\sigma_{ie}^2}\right) \\
& \times \left[1 + \sum_{m=1}^{2^{|\mathcal{D}_n|-1}-1} (-1)^{|C_n(m)|} \left(1 + \sum_{j \in C_n(m)} \frac{\sigma_{id}^2}{\sigma_{jd}^2} \right)^{-1} \right], \quad (50)
\end{aligned}$$

where $C_n(m)$ represents the m -th non-empty subset of $\mathcal{D}_n - \{i\}$ and ‘ $-$ ’ represents the set difference.

C. Multi-Relay Selection

This subsection analyzes the SRT of our MRS scheme for transmission over Rayleigh fading channels. Similarly to (41),

the OP in this case is given by

$$\begin{aligned}
P_{\text{out}}^{\text{multi}} = & \Pr(\mathcal{D} = \emptyset | \hat{H} = H_0) \\
& + \sum_{n=1}^{2^N-1} \Pr\left(C_d^{\text{multi}} < R, \mathcal{D} = \mathcal{D}_n | \hat{H} = H_0\right). \quad (51)
\end{aligned}$$

Using (2), (9), (10) and (23), we can rewrite (51) as (52), shown at the bottom of the page, where the closed-form expressions of $\Pr(|h_{si}|^2 < \Lambda)$, $\Pr(|h_{si}|^2 < \Lambda |h_{pi}|^2 \gamma_p + \Lambda)$, $\Pr(|h_{si}|^2 > \Lambda)$, $\Pr(|h_{sj}|^2 < \Lambda)$ and $\Pr(|h_{si}|^2 > \Lambda |h_{pi}|^2 \gamma_p + \Lambda)$ can be readily derived, as shown in (43) and (44). However, it is challenging to obtain the closed-form expressions of $\Pr(\sum_{i \in \mathcal{D}_n} |h_{id}|^2 < \Lambda)$ and $\Pr(\sum_{i \in \mathcal{D}_n} |h_{id}|^2 < \gamma_p \Lambda |h_{pd}|^2 + \Lambda)$. For simplicity, we assume that

the fading coefficients of all SRs-SD channels, i.e. $|h_{id}|^2$ for $i \in \{1, 2, \dots, N\}$, are i.i.d. RVs having the same mean (average channel gain) denoted by $\sigma_d^2 = E(|h_{id}|^2)$. This assumption is widely used in the cooperative relaying literature and it is valid in a statistical sense, provided that all SRs are uniformly distributed over a certain geographical area. Assuming that RVs of $|h_{id}|^2$ for $i \in \mathcal{D}_n$ are i.i.d., based on Appendix C, we arrive at

$$\Pr\left(\sum_{i \in \mathcal{D}_n} |h_{id}|^2 < \Lambda\right) = \Gamma\left(\frac{\Lambda}{\sigma_d^2}, |\mathcal{D}_n|\right), \quad (53)$$

and

$$\begin{aligned}
\Pr\left(\sum_{i \in \mathcal{D}_n} |h_{id}|^2 < \gamma_p \Lambda |h_{pd}|^2 + \Lambda\right) = & \Gamma\left(\frac{\Lambda}{\sigma_d^2}, |\mathcal{D}_n|\right) \\
& + \frac{\left[1 - \Gamma\left(\Lambda \sigma_d^{-2} + \sigma_{pd}^{-2} \gamma_p^{-1}, |\mathcal{D}_n|\right)\right]}{\left(1 + \sigma_d^2 \sigma_{pd}^{-2} \gamma_p^{-1} \Lambda^{-1}\right)^{|\mathcal{D}_n|}} e^{1/(\sigma_{pd}^2 \gamma_p)}, \quad (54)
\end{aligned}$$

where $\Gamma(x, k) = \int_0^x \frac{t^{k-1}}{\Gamma(k)} e^{-t} dt$ is known as the incomplete Gamma function [32]. Substituting (53) and (54) into (52) yields a closed-form OP expression for the proposed MRS scheme.

$$\begin{aligned}
P_{\text{out}}^{\text{multi}} = & \pi_0 \prod_{i=1}^N \Pr(|h_{si}|^2 < \Lambda) + \pi_1 \prod_{i=1}^N \Pr(|h_{si}|^2 < \Lambda |h_{pi}|^2 \gamma_p + \Lambda) \\
& + \pi_0 \sum_{n=1}^{2^N-1} \prod_{i \in \mathcal{D}_n} \Pr(|h_{si}|^2 > \Lambda) \prod_{j \in \mathcal{D}_n} \Pr(|h_{sj}|^2 < \Lambda) \Pr\left(\sum_{i \in \mathcal{D}_n} |h_{id}|^2 < \Lambda\right) \\
& + \pi_1 \sum_{n=1}^{2^N-1} \prod_{i \in \mathcal{D}_n} \Pr(|h_{si}|^2 > \Lambda |h_{pi}|^2 \gamma_p + \Lambda) \prod_{j \in \mathcal{D}_n} \Pr(|h_{sj}|^2 < \Lambda |h_{pj}|^2 \gamma_p + \Lambda) \\
& \times \Pr\left(\sum_{i \in \mathcal{D}_n} |h_{id}|^2 < \gamma_p \Lambda |h_{pd}|^2 + \Lambda\right) \quad (52)
\end{aligned}$$

Next, we present the IP analysis of the MRS scheme. Similarly to (48), the IP of the MRS can be obtained from (24) as

$$\begin{aligned}
 P_{\text{int}}^{\text{multi}} = & \pi_0 \sum_{n=1}^{2^N-1} \prod_{i \in \mathcal{D}_n} \Pr(|h_{si}|^2 > \Lambda) \prod_{j \in \bar{\mathcal{D}}_n} \Pr(|h_{sj}|^2 < \Lambda) \\
 & \times \Pr\left(\frac{|H_d^H H_e|^2}{|H_d|^2} > \Lambda\right) \\
 & + \pi_1 \sum_{n=1}^{2^N-1} \prod_{i \in \mathcal{D}_n} \Pr(|h_{si}|^2 > \Lambda|h_{pi}|^2\gamma_p + \Lambda) \\
 & \times \prod_{j \in \bar{\mathcal{D}}_n} \Pr(|h_{sj}|^2 < \Lambda|h_{pj}|^2\gamma_p + \Lambda) \\
 & \times \Pr\left(\frac{|H_d^H H_e|^2}{|H_d|^2} > \gamma_p \Lambda |h_{pe}|^2 + \Lambda\right), \quad (55)
 \end{aligned}$$

where the closed-form expressions of $\Pr(|h_{si}|^2 > \Lambda)$, $\Pr(|h_{sj}|^2 < \Lambda)$, $\Pr(|h_{si}|^2 > \Lambda|h_{pi}|^2\gamma_p + \Lambda)$ and $\Pr(|h_{sj}|^2 < \Lambda|h_{pj}|^2\gamma_p + \Lambda)$ may be readily derived by using (43) and (44). However, it is challenging to obtain the closed-form solutions for $\Pr\left(\frac{|H_d^H H_e|^2}{|H_d|^2} > \Lambda\right)$ and $\Pr\left(\frac{|H_d^H H_e|^2}{|H_d|^2} > \gamma_p \Lambda |h_{pe}|^2 + \Lambda\right)$. Although finding a general closed-form IP expression for the MRS scheme is challenging, we can obtain the numerical IP results with the aid of computer simulations.

IV. NUMERICAL RESULTS AND DISCUSSIONS

In this section, we present our performance comparisons among the direct transmission, the SRS and MRS schemes in terms of their SRT. To be specific, the analytic IP versus OP of the three schemes are obtained by plotting (33), (37), (42), (48), (52), and (55). The simulated IP and OP results of the three schemes are also given to verify the correctness of the theoretical SRT analysis. In our computer simulations, the fading amplitudes (e.g., $|h_{sd}|$, $|h_{si}|$, $|h_{id}|$, etc.) are first generated based on the Rayleigh distribution having different variances for different channels. Then, the randomly generated fading amplitudes are substituted into the definition of an outage (or intercept) event, which would determine whether an outage (or intercept) event occurs or not. By repeatedly achieving this process, we can calculate the relative frequency of occurrence for an outage (intercept) event, which is the simulated OP (or IP). Additionally, the SDP P_d and FAP P_f are set to $P_d = 0.99$ and $P_f = 0.01$, unless otherwise stated. The primary signal-to-noise ratio (SNR) of $\gamma_p = 10$ dB and the data rate of $R = 1$ bit/s/Hz are used in our numerical evaluations.

The artificial noise based method [35], [36] is also considered for the purpose of numerical comparison with the relay selection schemes. To be specific, in the artificial noise based scheme, ST directly transmits its signal x_s to SD, while N SRs attempt to confuse the eavesdropper by sending an interfering signal (referred to as artificial noise) that is approximately designed to lie in the null-space of the legitimate main channel. In this way, the artificial noise will impose interference on the eavesdropper without affecting the SD. For a fair comparison, the total transmit power of the desired signal x_s and the artificial noise are constrained to P_s . Moreover, the equal power allocation method [35] is used in the numerical evaluation.

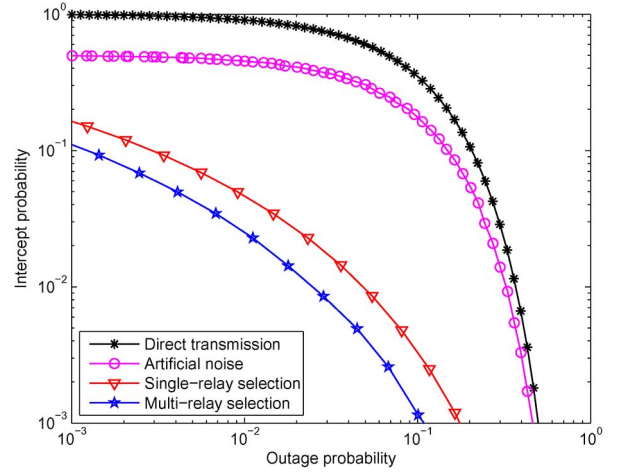


Fig. 3. IP versus OP of the direct transmission, the SRS and the MRS schemes for different P_0 with $P_0 = 0.8$, $\gamma_s \in [0, 35]$ dB, $N = 6$, $\sigma_{sd}^2 = \sigma_{si}^2 = \sigma_{id}^2 = 1$, $\sigma_{se}^2 = \sigma_{ie}^2 = 0.1$, and $\sigma_{pd}^2 = \sigma_{pe}^2 = \sigma_{pi}^2 = 0.2$.

Fig. 3 shows the IP versus OP of the direct transmission, as well as the SRS and MRS schemes for $P_0 = 0.8$, where the solid lines and discrete marker symbols represent the analytic and simulated results, respectively. It can be seen from Fig. 3 that the IP of the direct transmission, the artificial noise based as well as of the proposed SRS and MRS schemes all improve upon tolerating a higher OP, implying that a trade-off exists between the IP (security) and the OP (reliability) of CR transmissions. Fig. 3 also shows that both the proposed SRS and MRS schemes outperform the direct transmission and the artificial noise based approaches in terms of their SRT, showing the advantage of exploiting relay selection against the eavesdropping attack. Moreover, the SRT performance of the MRS is better than that of the SRS. Although the MRS achieves a better SRT performance than its SRS-aided counterpart, this result is obtained at the cost of a higher implementation complexity, since multiple SRs require high-complexity symbol-level synchronization for simultaneously transmitting to the SD, whereas the SRS does not require such elaborate synchronization.

Fig. 4 illustrates our numerical SRT comparison between the SRS and MRS schemes for $P_0 = 0.2$ and $P_0 = 0.8$. Observe from Fig. 4 that the MRS scheme performs better than the SRS in terms of its SRT performance for both $P_0 = 0.2$ and $P_0 = 0.8$. It is also seen from Fig. 4 that as P_0 increases from 0.2 to 0.8, the SRT of both the SRS and MRS schemes improves. This is because upon increasing P_0 , the licensed band becomes unoccupied by the PUs with a higher probability and hence the secondary users (SUs) have more opportunities for accessing the licensed band for their data transmissions, which leads to a reduction of the OP for CR transmissions. Meanwhile, increasing P_0 may simultaneously result in an increase of the IP, since the eavesdropper also has more opportunities for tapping the cognitive transmissions. However, in both the SRS and MRS schemes, the relay selection is performed for the sake of maximizing the legitimate transmission capacity without affecting the eavesdropper's channel capacity. Hence, upon increasing P_0 , it becomes more likely that the reduction of OP is more significant than the increase of IP, hence leading to an overall SRT improvement for the SRS and MRS schemes.

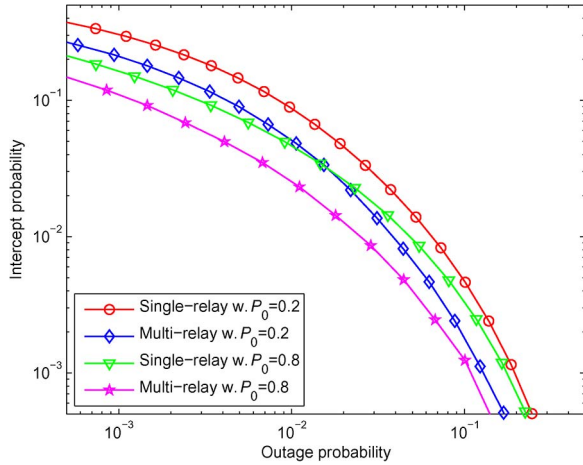


Fig. 4. IP versus OP of the SRS and MRS schemes for different P_0 with $\gamma_s \in [0, 30]$ dB, $N = 6$, $\sigma_{sd}^2 = \sigma_{si}^2 = \sigma_{id}^2 = 1$, $\sigma_{se}^2 = \sigma_{ie}^2 = 0.1$, and $\sigma_{pd}^2 = \sigma_{pe}^2 = \sigma_{pi}^2 = 0.2$.

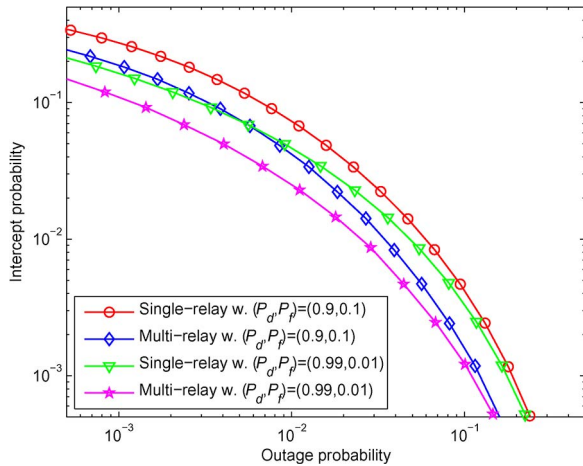


Fig. 5. IP versus OP of the SRS and the MRS schemes for different (P_d, P_f) with $P_0 = 0.8$, $\gamma_s \in [0, 30]$ dB, $N = 6$, $\sigma_{sd}^2 = \sigma_{si}^2 = \sigma_{id}^2 = 1$, $\sigma_{se}^2 = \sigma_{ie}^2 = 0.1$, and $\sigma_{pd}^2 = \sigma_{pe}^2 = \sigma_{pi}^2 = 0.2$.

In Fig. 5, we depict the IP versus OP of the SRS and MRS schemes for different spectrum sensing reliabilities, where $(P_d, P_f) = (0.9, 0.1)$ and $(P_d, P_f) = (0.99, 0.01)$ are considered. It is observed that as the spectrum sensing reliability is improved from $(P_d, P_f) = (0.9, 0.1)$ to $(P_d, P_f) = (0.99, 0.01)$, the SRTs of the SRS and MRS schemes improve accordingly. This is due to the fact that for an improved sensing reliability, an unoccupied licensed band would be detected more accurately and hence less mutual interference occurs between the PUs and SUs, which results in a better SRT for the secondary transmissions. Fig. 5 also shows that for $(P_d, P_f) = (0.9, 0.1)$ and $(P_d, P_f) = (0.99, 0.01)$, the MRS approach outperforms the SRS scheme in terms of the SRT, which further confirms the advantage of the MRS for protecting the secondary transmissions against eavesdropping attacks.

Fig. 6 shows the IP versus OP of the conventional direct transmission as well as of the proposed SRS and MRS schemes for $N = 2$, $N = 4$, and $N = 8$. It is seen from Fig. 6 that the SRTs

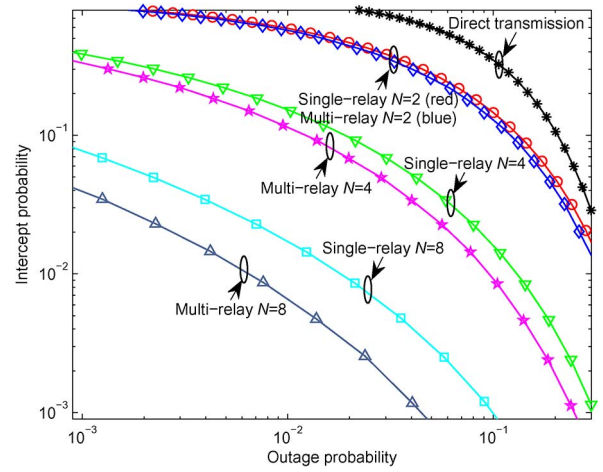


Fig. 6. IP versus OP of the direct transmission, the SRS and the MRS schemes for different N with $P_0 = 0.8$, $\gamma_s \in [0, 30]$ dB, $\sigma_{sd}^2 = \sigma_{si}^2 = \sigma_{id}^2 = 1$, $\sigma_{se}^2 = \sigma_{ie}^2 = 0.1$, and $\sigma_{pd}^2 = \sigma_{pe}^2 = \sigma_{pi}^2 = 0.2$.

of the proposed SRS and MRS schemes are generally better than that of the conventional direct transmission for $N = 2$, $N = 4$ and $N = 8$. Moreover, as the number of SRs increases from $N = 2$ to 8, the SRT of the SRS and MRS schemes significantly improves, explicitly demonstrating the security and reliability benefits of exploiting multiple SRs for assisting the secondary transmissions. In other words, the security and reliability of the secondary transmissions can be concurrently improved by increasing the number of SRs. Additionally, as shown in Fig. 6, upon increasing the number of SRs from $N = 2$ to 8, the SRT improvement of MRS over SRS becomes more notable. Again, the SRT advantage of the MRS over the SRS comes at the expense of requiring elaborate symbol-level synchronization among the multiple SRs for simultaneously transmitting to the SD.

V. CONCLUSION

In this paper, we proposed relay selection schemes for a CR network consisting of a ST, a SD and multiple SRs communicating in the presence of an eavesdropper. We examined the SRT performance of the SRS and MRS assisted secondary transmissions in the presence of realistic spectrum sensing, where both the security and reliability of secondary transmissions are characterized in terms of their IP and OP, respectively. We also analyzed the SRT of the conventional direct transmission as a benchmark. It was illustrated that as the spectrum sensing reliability increases, the SRTs of both the SRS and MRS schemes improve. We also showed that the proposed SRS and MRS schemes generally outperform the conventional direct transmission and artificial noise based approaches in terms of their SRT. Moreover, the SRT performance of MRS is better than that of SRS. Additionally, as the number of SRs increases, the SRTs of both the SRS and of the MRS schemes improve significantly, demonstrating their benefits in terms of enhancing both the security and reliability of secondary transmissions.

APPENDIX A
 DERIVATION OF (45) AND (46)

Letting $|h_{id}|^2 = x_i$ and $|h_{pd}|^2 = y$, the left hand side of (45) and (46) can be rewritten as $\Pr(\max_{i \in \mathcal{D}_n} x_i < \Lambda)$ and $\Pr(\max_{i \in \mathcal{D}_n} x_i < \Lambda \gamma_p y + \Lambda)$, respectively. Noting that random variables $|h_{id}|^2$ and $|h_{pd}|^2$ are exponentially distributed with respective means σ_{id}^2 and σ_{pd}^2 , and independent of each other, we obtain

$$\begin{aligned} \Pr\left(\max_{i \in \mathcal{D}_n} x_i < \Lambda\right) &= \prod_{i \in \mathcal{D}_n} \Pr(|h_{id}|^2 < \Lambda) \\ &= \prod_{i \in \mathcal{D}_n} \left[1 - \exp\left(-\frac{\Lambda}{\sigma_{id}^2}\right)\right], \end{aligned} \quad (\text{A.1})$$

which is (45). Similarly, the term $\Pr(\max_{i \in \mathcal{D}_n} x_i < \Lambda \gamma_p y + \Lambda)$ can be computed as

$$\begin{aligned} \Pr\left(\max_{i \in \mathcal{D}_n} x_i < \Lambda \gamma_p y + \Lambda\right) &= \int_0^\infty \frac{1}{\sigma_{pd}^2} \exp\left(-\frac{y}{\sigma_{pd}^2}\right) \prod_{i \in \mathcal{D}_n} \left(1 - \exp\left(-\frac{\Lambda \gamma_p y + \Lambda}{\sigma_{id}^2}\right)\right) dy, \end{aligned} \quad (\text{A.2})$$

wherein $\prod_{i \in \mathcal{D}_n} \left(1 - \exp\left(-\frac{\Lambda \gamma_p y + \Lambda}{\sigma_{id}^2}\right)\right)$ can be further expanded as

$$\begin{aligned} \prod_{i \in \mathcal{D}_n} \left(1 - \exp\left(-\frac{\Lambda \gamma_p y + \Lambda}{\sigma_{id}^2}\right)\right) &= 1 \\ &+ \sum_{m=1}^{2^{|\mathcal{D}_n|-1}} (-1)^{|\tilde{\mathcal{D}}_n(m)|} \exp\left(-\sum_{i \in \tilde{\mathcal{D}}_n(m)} \frac{\Lambda \gamma_p y + \Lambda}{\sigma_{id}^2}\right), \end{aligned} \quad (\text{A.3})$$

where $|\mathcal{D}_n|$ is the cardinality of set \mathcal{D}_n , $\tilde{\mathcal{D}}_n(m)$ represents the m -th non-empty subset of \mathcal{D}_n , and $|\tilde{\mathcal{D}}_n(m)|$ is the cardinality of set $\tilde{\mathcal{D}}_n(m)$. Substituting $\prod_{i \in \mathcal{D}_n} \left(1 - \exp\left(-\frac{\Lambda \gamma_p y + \Lambda}{\sigma_{id}^2}\right)\right)$ from (A.3) into (A.2) yields

$$\begin{aligned} \Pr\left(\max_{i \in \mathcal{D}_n} x_i < \Lambda \gamma_p y + \Lambda\right) &= \int_0^\infty \frac{1}{\sigma_{pd}^2} \exp\left(-\frac{y}{\sigma_{pd}^2}\right) dy \\ &+ \sum_{m=1}^{2^{|\mathcal{D}_n|-1}} (-1)^{|\tilde{\mathcal{D}}_n(m)|} \frac{1}{\sigma_{pd}^2} \\ &\times \int_0^\infty \exp\left(-\frac{y}{\sigma_{pd}^2} - \sum_{i \in \tilde{\mathcal{D}}_n(m)} \frac{\Lambda \gamma_p y + \Lambda}{\sigma_{id}^2}\right) dy. \end{aligned} \quad (\text{A.4})$$

Finally, performing the integration of (A.4) yields

$$\begin{aligned} \Pr\left(\max_{i \in \mathcal{D}_n} x_i < \Lambda \gamma_p y + \Lambda\right) &= 1 \\ &+ \sum_{m=1}^{2^{|\mathcal{D}_n|-1}} (-1)^{|\tilde{\mathcal{D}}_n(m)|} \exp\left(-\sum_{i \in \tilde{\mathcal{D}}_n(m)} \frac{\Lambda}{\sigma_{id}^2}\right) \\ &\times \left(1 + \sum_{i \in \tilde{\mathcal{D}}_n(m)} \frac{\Lambda \gamma_p \sigma_{pd}^2}{\sigma_{id}^2}\right)^{-1}. \end{aligned} \quad (\text{A.5})$$

This completes the proof of (45) and (46).

 APPENDIX B
 PROOF OF (49) AND (50)

Given $\mathcal{D} = \mathcal{D}_n$, any SR within \mathcal{D}_n can be selected as the ‘‘best’’ relay for forwarding the source signal. Thus, using the law of total probability, we have

$$\begin{aligned} \Pr(|h_{be}|^2 > \Lambda) &= \sum_{i \in \mathcal{D}_n} \Pr(|h_{ie}|^2 > \Lambda, b = i) \\ &= \sum_{i \in \mathcal{D}_n} \Pr\left(|h_{ie}|^2 > \Lambda, |h_{id}|^2 > \max_{j \in \mathcal{D}_n - \{i\}} |h_{jd}|^2\right) \\ &= \sum_{i \in \mathcal{D}_n} \Pr(|h_{ie}|^2 > \Lambda) \Pr\left(\max_{j \in \mathcal{D}_n - \{i\}} |h_{jd}|^2 < |h_{id}|^2\right), \end{aligned} \quad (\text{B.1})$$

where in the first line, variable ‘ b ’ stands for the best SR and the second equality is obtained from (13) and ‘ $-$ ’ represents the set difference. Noting that $|h_{ie}|^2$ is an exponentially distributed random variable with a mean of σ_{ie}^2 , we obtain

$$\Pr(|h_{ie}|^2 > \Lambda) = \exp\left(-\frac{\Lambda}{\sigma_{ie}^2}\right). \quad (\text{B.2})$$

Letting $|h_{jd}|^2 = x_j$ and $|h_{id}|^2 = y$, we have

$$\begin{aligned} \Pr\left(\max_{j \in \mathcal{D}_n - \{i\}} |h_{jd}|^2 < |h_{id}|^2\right) &= \int_0^\infty \frac{1}{\sigma_{id}^2} \exp\left(-\frac{y}{\sigma_{id}^2}\right) \prod_{j \in \mathcal{D}_n - \{i\}} \left(1 - \exp\left(-\frac{y}{\sigma_{jd}^2}\right)\right) dy, \end{aligned} \quad (\text{B.3})$$

wherein $\prod_{j \in \mathcal{D}_n - \{i\}} \left(1 - \exp\left(-\frac{y}{\sigma_{jd}^2}\right)\right)$ is expanded by

$$\begin{aligned} \prod_{j \in \mathcal{D}_n - \{i\}} \left(1 - \exp\left(-\frac{y}{\sigma_{jd}^2}\right)\right) &= 1 \\ &+ \sum_{m=1}^{2^{|\mathcal{D}_n|-1}-1} (-1)^{|C_n(m)|} \exp\left(-\sum_{j \in C_n(m)} \frac{y}{\sigma_{jd}^2}\right), \end{aligned} \quad (\text{B.4})$$

where $|\mathcal{D}_n|$ denotes the cardinality of the set \mathcal{D}_n and $C_n(m)$ represents the m -th non-empty subset of ‘‘ $\mathcal{D}_n - \{i\}$ ’’. Combining (B.3) and (B.4), we obtain

$$\begin{aligned} \Pr\left(\max_{j \in \mathcal{D}_n - \{i\}} |h_{jd}|^2 < |h_{id}|^2\right) &= 1 \\ &+ \sum_{m=1}^{2^{|\mathcal{D}_n|-1}-1} (-1)^{|C_n(m)|} \left(1 + \sum_{j \in C_n(m)} \frac{\sigma_{id}^2}{\sigma_{jd}^2}\right)^{-1}. \end{aligned} \quad (\text{B.5})$$

Substituting (B.2) and (B.5) into (B.1) gives (B.6), shown at the bottom of the page, which is (49). Similarly to (B.1), we can rewrite $\Pr(|h_{be}|^2 > \Lambda|h_{pe}|^2\gamma_p + \Lambda)$ as

$$\begin{aligned} & \Pr(|h_{be}|^2 > \Lambda|h_{pe}|^2\gamma_p + \Lambda) \\ &= \sum_{i \in \mathcal{D}_n} \Pr(|h_{ie}|^2 > \Lambda|h_{pe}|^2\gamma_p + \Lambda) \\ & \quad \times \Pr\left(\max_{j \in \{\mathcal{D}_n - i\}} |h_{jd}|^2 < |h_{id}|^2\right). \end{aligned} \quad (\text{B.7})$$

Since the random variables $|h_{ie}|^2$ and $|h_{pe}|^2$ are independently and exponentially distributed with respective means of σ_{ie}^2 and σ_{pe}^2 , we readily arrive at

$$\Pr(|h_{ie}|^2 > \Lambda|h_{pe}|^2\gamma_p + \Lambda) = \frac{\sigma_{ie}^2}{\sigma_{pe}^2\gamma_p\Lambda + \sigma_{ie}^2} \exp\left(-\frac{\Lambda}{\sigma_{ie}^2}\right). \quad (\text{B.8})$$

Substituting (B.5) and (B.8) into (B.7) gives (B.9), shown at the bottom of the page, which is (50).

APPENDIX C PROOF OF (53) AND (54)

Upon introducing the notation of $X = \sum_{i \in \mathcal{D}_n} |h_{id}|^2$ and $Y = |h_{pd}|^2$, we can rewrite the terms $\Pr(\sum_{i \in \mathcal{D}_n} |h_{id}|^2 < \Lambda)$ and $\Pr(\sum_{i \in \mathcal{D}_n} |h_{id}|^2 < \gamma_p\Lambda|h_{pd}|^2 + \Lambda)$ as $\Pr(X < \Lambda)$ and $\Pr(X < \gamma_p\Lambda Y + \Lambda)$, respectively. Noting that the fading coefficients of all SR-SD channels, i.e. $|h_{id}|^2$ for $i \in \{1, 2, \dots, N\}$, are assumed to be i.i.d., we obtain the probability density function (PDF) of $X = \sum_{i \in \mathcal{D}_n} |h_{id}|^2$ as

$$f_X(x) = \frac{1}{\Gamma(|\mathcal{D}_n|)\sigma_d^{2|\mathcal{D}_n|}} x^{|\mathcal{D}_n|-1} \exp\left(-\frac{x}{\sigma_d^2}\right), \quad (\text{C.1})$$

where $\sigma_d^2 = E(|h_{id}|^2)$. Meanwhile, the random variable $Y = |h_{pd}|^2$ is exponentially distributed and its PDF is given by

$$f_Y(y) = \frac{1}{\sigma_{pd}^2} \exp\left(-\frac{y}{\sigma_{pd}^2}\right), \quad (\text{C.2})$$

where $\sigma_{pd}^2 = E(|h_{pd}|^2)$. Using (C.1), we arrive at

$$\begin{aligned} \Pr(X < \Lambda) &= \int_0^\Lambda \frac{1}{\Gamma(|\mathcal{D}_n|)\sigma_d^{2|\mathcal{D}_n|}} x^{|\mathcal{D}_n|-1} \exp\left(-\frac{x}{\sigma_d^2}\right) dx \\ &= \int_0^{\frac{\Lambda}{\sigma_d^2}} \frac{t^{|\mathcal{D}_n|-1}}{\Gamma(|\mathcal{D}_n|)} \exp(-t) dt \\ &= \Gamma\left(\frac{\Lambda}{\sigma_d^2}, |\mathcal{D}_n|\right), \end{aligned} \quad (\text{C.3})$$

where the second equality is obtained by substituting $\frac{x}{\sigma_d^2} = t$ and $\Gamma(a, k) = \int_0^k \frac{t^{a-1}}{\Gamma(a)} \exp(-t) dt$ is known as the incomplete Gamma function. Additionally, considering that the random variables X and Y are independent of each other, we obtain $\Pr(X < \gamma_p\Lambda Y + \Lambda)$ as

$$\begin{aligned} \Pr(X < \gamma_p\Lambda Y + \Lambda) &= \int_0^\Lambda f_X(x) dx \\ & \quad + \int_\Lambda^\infty \int_{-\frac{x}{\gamma_p\Lambda} - \frac{1}{\gamma_p}}^\infty f_X(x) f_Y(y) dx dy. \end{aligned} \quad (\text{C.4})$$

Substituting $f_X(x)$ and $f_Y(y)$ from (C.1) and (C.2) into (C.4) yields

$$\begin{aligned} & \Pr(X < \gamma_p\Lambda Y + \Lambda) \\ &= \Gamma\left(\frac{\Lambda}{\sigma_d^2}, |\mathcal{D}_n|\right) \\ & \quad + \int_\Lambda^\infty \frac{e^{1/(\sigma_{pd}^2\gamma_p)} x^{|\mathcal{D}_n|-1}}{\Gamma(|\mathcal{D}_n|)\sigma_d^{2|\mathcal{D}_n|}} \exp\left(-\frac{x}{\sigma_d^2} - \frac{x}{\sigma_{pd}^2\gamma_p\Lambda}\right) dx \\ &= \Gamma\left(\frac{\Lambda}{\sigma_d^2}, |\mathcal{D}_n|\right) + \frac{\left[1 - \Gamma\left(\Lambda\sigma_d^{-2} + \sigma_{pd}^{-2}\gamma_p^{-1}, |\mathcal{D}_n|\right)\right]}{\left(1 + \sigma_d^2\sigma_{pd}^{-2}\gamma_p^{-1}\Lambda^{-1}\right)^{|\mathcal{D}_n|}} e^{1/(\sigma_{pd}^2\gamma_p)}, \end{aligned} \quad (\text{C.5})$$


where the second equality is obtained by using $\frac{x}{\sigma_d^2} + \frac{x}{\sigma_{pd}^2\gamma_p\Lambda} = t$. Hence, we have completed the proof of (53) and (54) as (C.3) and (C.5), respectively.

$$\Pr(|h_{be}|^2 > \Lambda) = \sum_{i \in \mathcal{D}_n} \exp\left(-\frac{\Lambda}{\sigma_{ie}^2}\right) \left[1 + \sum_{m=1}^{2^{|\mathcal{D}_n|-1}-1} (-1)^{|C_n(m)|} \left(1 + \sum_{j \in C_n(m)} \frac{\sigma_{id}^2}{\sigma_{jd}^2}\right)^{-1}\right] \quad (\text{B.6})$$

$$\Pr(|h_{be}|^2 > \Lambda|h_{pe}|^2\gamma_p + \Lambda) = \sum_{i \in \mathcal{D}_n} \frac{\sigma_{ie}^2}{\sigma_{pe}^2\gamma_p\Lambda + \sigma_{ie}^2} \exp\left(-\frac{\Lambda}{\sigma_{ie}^2}\right) \left[1 + \sum_{m=1}^{2^{|\mathcal{D}_n|-1}-1} (-1)^{|C_n(m)|} \left(1 + \sum_{j \in C_n(m)} \frac{\sigma_{id}^2}{\sigma_{jd}^2}\right)^{-1}\right] \quad (\text{B.9})$$

REFERENCES

- [1] J. Mitola and G. Q. Maguire, "Cognitive radio: Making software radios more personal," *IEEE Pers. Commun.*, vol. 6, no. 4, pp. 13–18, Aug. 1999.
- [2] IEEE 802.22 Working Group, IEEE P802.22/D1.0 draft standard for wireless regional area networks part 22: Cognitive wireless RAN medium access control (MAC) and physical layer (PHY) specifications: Policies and procedures for operation in the TV bands, Apr. 2008.
- [3] G. Baldini, T. Sturman, A. R. Biswas, and R. Leschhorn, "Security aspects in software defined radio and cognitive radio networks: A survey and a way ahead," *IEEE Commun. Surveys Tuts.*, vol. 14, no. 2, pp. 355–379, May 2012.
- [4] D. Cabric, S. M. Mishra, and R. W. Brodersen, "Implementation issues in spectrum sensing for cognitive radios," in *Proc. 38th Asil. Conf. Signal, Syst. Comput.*, Pacific Grove, CA, USA, Nov. 2004, pp. 772–776.
- [5] H. Li, "Cooperative spectrum sensing via belief propagation in spectrum-heterogeneous cognitive radio systems," in *Proc. IEEE WCNC*, Sydney, N.S.W., Australia, Apr. 2010, pp. 1–6.
- [6] J. Ma, G. Zhao, and Y. Li, "Soft combination and detection for cooperative spectrum sensing in cognitive radio networks," *IEEE Trans. Wireless Commun.*, vol. 7, no. 11, pp. 4502–4507, Nov. 2008.
- [7] A. Ghasemi and E. S. Sousa, "Fundamental limits of spectrum-sharing in fading environments," *IEEE Trans. Wireless Commun.*, vol. 6, no. 2, pp. 649–658, Feb. 2007.
- [8] R. Southwell, J. Huang, and X. Liu, "Spectrum mobility games," in *Proc. 31st INFOCOM*, Orlando, FL, USA, Mar. 2012, pp. 37–45.
- [9] I. F. Akyildiz, W.-Y. Lee, M. C. Vuran, and S. Mohanty, "A survey on spectrum management in cognitive radio networks," *IEEE Commun. Mag.*, vol. 46, no. 4, pp. 40–48, Apr. 2008.
- [10] H. Li and Z. Han, "Dogfight in spectrum: Combating primary user emulation attacks in cognitive radio systems part I: Known channel statistics," *IEEE Trans. Wireless Commun.*, vol. 9, no. 11, pp. 3566–3577, Nov. 2010.
- [11] T. Brown and A. Sethi, "Potential cognitive radio denial-of-service vulnerabilities and protection countermeasures: A multi-dimensional analysis and assessment," in *Proc. 2nd Int. Conf. CROWCOM*, Orlando, FL, USA, Aug. 2007, pp. 456–464.
- [12] S. Lakshmanan, C. Tsao, R. Sivakumar, and K. Sundaresan, "Securing wireless data networks against eavesdropping using smart antennas," in *Proc. 28th ICDCS*, Beijing, China, Jun. 2008, pp. 19–27.
- [13] A. Olteanu and Y. Xiao, "Security overhead and performance for aggregation with fragment retransmission (AFR) in very high-speed wireless 802.11 LANs," *IEEE Trans. Wireless Commun.*, vol. 9, no. 1, pp. 218–226, Jan. 2010.
- [14] Y. Xiao, V. K. Rayi, X. Du, F. Hu, and M. Galloway, "A survey of key management schemes in wireless sensor networks," *Comput. Commun.*, vol. 30, no. 11–12, pp. 2314–2341, Sep. 2007.
- [15] A. Mukherjee, S. A. Fakoorian, J. Huang, and A. L. Swindlehurst, "Principles of physical layer security in multiuser wireless networks: A survey," *IEEE Commun. Surveys Tuts.*, vol. 16, no. 3, pp. 1550–1573, Aug. 2014.
- [16] A. D. Wyner, "The wire-tap channel," *Bell Syst. Tech. J.*, vol. 54, no. 8, pp. 1355–1387, 1975.
- [17] S. K. Leung-Yan-Cheong and M. E. Hellman, "The Gaussian wire-tap channel," *IEEE Trans. Inf. Theory*, vol. 24, no. 4, pp. 451–456, Jul. 1978.
- [18] P. Parada and R. Blahut, "Secrecy capacity of SIMO and slow fading channels," in *Proc. IEEE ISIT*, Adelaide, SA, Australia, Sep. 2005, pp. 2152–2155.
- [19] M. Bloch, J. O. Barros, M. R. D. Rodrigues, and S. W. McLaughlin, "Wireless information-theoretic security," *IEEE Trans. Inf. Theory*, vol. 54, no. 6, pp. 2515–2534, Jun. 2008.
- [20] P. K. Gopala, L. Lai, and H. Gamal, "On the secrecy capacity of fading channels," *IEEE Trans. Inf. Theory*, vol. 54, no. 10, pp. 4687–4698, Oct. 2008.
- [21] Z. Li, W. Trappe, and R. Yates, "Secret communication via multi-antenna transmission," in *Proc. 41st Conf. Inf. Sci. Syst.*, Baltimore, MD, USA, Mar. 2007, pp. 905–910.
- [22] F. Oggier and B. Hassibi, "The secrecy capacity of the MIMO wire-tap channel," *IEEE Trans. Inf. Theory*, vol. 57, no. 8, pp. 4961–4972, Aug. 2007.
- [23] M. Yuksel and E. Erkip, "Secure communication with a relay helping the wiretapper," in *Proc. IEEE Inf. Theory Workshop*, Lake Tahoe, CA, USA, Sep. 2007, pp. 595–600.
- [24] L. Dong, Z. Han, A. P. Petropulu, and H. V. Poor, "Improving wireless physical layer security via cooperating relays," *IEEE Trans. Signal Process.*, vol. 58, no. 3, pp. 1875–1888, Mar. 2010.
- [25] Y. Zou, X. Wang, and W. Shen, "Optimal relay selection for physical-layer security in cooperative wireless networks," *IEEE J. Sel. Areas Commun.*, vol. 31, no. 10, pp. 2099–2111, Oct. 2013.
- [26] A. Mukherjee and A. Swindlehurst, "Robust beamforming for security in MIMO wiretap channels with imperfect CSI," *IEEE Trans. Signal Process.*, vol. 59, no. 1, pp. 351–361, Jan. 2011.
- [27] C. Jeong, I. Kim, and K. Dong, "Joint secure beamforming design at the source and the relay for an amplify-and-forward MIMO untrusted relay system," *IEEE Trans. Signal Process.*, vol. 60, no. 1, pp. 310–325, Jan. 2012.
- [28] Y. Pei, Y.-C. Liang, K. C. Teh, and K. Li, "Secure communication in multi-antenna cognitive radio networks with imperfect channel state information," *IEEE Trans. Signal Process.*, vol. 59, no. 4, pp. 1683–1693, Apr. 2011.
- [29] Y. Zou, X. Wang, and W. Shen, "Physical-layer security with multiuser scheduling in cognitive radio networks," *IEEE Trans. Commun.*, vol. 61, no. 12, pp. 5103–5113, Dec. 2013.
- [30] Z. Shu, Y. Qian, and S. Ci, "On physical layer security for cognitive radio networks," *IEEE Netw. Mag.*, vol. 27, no. 3, pp. 28–33, Jun. 2013.
- [31] Y. Zou, X. Wang, W. Shen, and L. Hanzo, "Security versus reliability analysis of opportunistic relaying," *IEEE Trans. Veh. Tech.*, vol. 63, no. 6, pp. 2653–2661, Jun. 2014.
- [32] L. Di Stefano and S. Mattoccia, "A sufficient condition based on the Cauchy-Schwarz inequality for efficient template matching," in *Proc. Int. Conf. Image Process.*, Catalonia, Spain, Sep. 2003, pp. 269–272.
- [33] M. Abramowitz and I. A. Stegun, *Handbook of Mathematical Functions with Formulas, Graphs, Mathematical Tables*, 9th ed. New York, NY, USA: Dover, 1970.
- [34] Y. Zou, Y.-D. Yao, and B. Zheng, "Diversity-multiplexing tradeoff in selective cooperation for cognitive radio," *IEEE Trans. Commun.*, vol. 60, no. 9, pp. 2467–2481, Sep. 2012.
- [35] S. Goel and R. Negi, "Guaranteeing secrecy using artificial noise," *IEEE Trans. Wireless Commun.*, vol. 7, no. 6, pp. 2180–2189, Jun. 2008.
- [36] W. Li, M. Ghogho, B. Chen, and C. Xiong, "Artificial noise by the receiver: Outage secrecy capacity/region analysis," *IEEE Commun. Lett.*, vol. 16, no. 10, pp. 1628–1631, Oct. 2012.



Yulong Zou (S'07–M'12–SM'13) received the B.Eng. degree in information engineering from NUPT, Nanjing, China, in July 2006, the first Ph.D. degree in electrical engineering from the Stevens Institute of Technology, New Jersey, the United States, in May 2012, and the second Ph.D. degree in signal and information processing from NUPT, Nanjing, China, in July 2012. He is a Full Professor at the Nanjing University of Posts and Telecommunications (NUPT), Nanjing, China. His research interests span a wide range of topics in wireless communications and signal processing, including the cooperative communications, cognitive radio, wireless security, and energy-efficient communications.

He is currently serving as an editor for the IEEE Communications Surveys & Tutorials, IEEE COMMUNICATIONS LETTERS, EURASIP Journal on Advances in Signal Processing, and KSII Transactions on Internet and Information Systems. He served as the lead guest editor for a special issue on "Security Challenges and Issues in Cognitive Radio Networks" in the EURASIP Journal on Advances in Signal Processing. He is also serving as the lead guest editor for a special issue on "Security and Reliability Challenges in Industrial Wireless Sensor Networks" in the IEEE TRANSACTIONS ON INDUSTRIAL INFORMATICS. In addition, he has acted as symposium chairs, session chairs, and TPC members for a number of IEEE sponsored conferences, including the IEEE WIRELESS COMMUNICATIONS and Networking Conference (WCNC), IEEE Global Communications Conference (GLOBECOM), IEEE International Conference on Communications (ICC), IEEE Vehicular Technology Conference (VTC), International Conference on Communications in China (ICCC), and so on.



Benoit Champagne (S'87–M'89–SM'03) was born in Joliette (PQ), Canada, in 1961. He received the B.Eng. degree in engineering physics and the M.Sc. degree in physics from the University of Montreal in 1983 and 1985, respectively, and the Ph.D. degree in electrical engineering from the University of Toronto in 1990. From 1990 to 1999, he was with INRS, University of Quebec, where he held the positions of Assistant and then Associate Professor. In 1999, he joined McGill University, Montreal, as an Associate Professor with the Department of Electrical and

Computer Engineering. He served as Associate Chairman of Graduate Studies in the Department from 2004 to 2007 and is now a Full Professor.

His research interests focus on the investigation of new computational algorithms for the digital processing of information bearing signals and overlap many sub-areas of statistical signal processing, including: detection and estimation, sensor array processing, adaptive filtering, multirate systems, and applications thereof to broadband voice and data communications. Over the years, he has supervised many graduate students in these areas and co-authored several papers, including key works on subspace tracking, speech enhancement, time delay estimation and spread sources localization.



Wei-Ping Zhu (SM'97) received the B.E. and M.E. degrees from Nanjing University of Posts and Telecommunications, and the Ph.D. degree from Southeast University, Nanjing, China, in 1982, 1985, and 1991, respectively, all in electrical engineering. He was a Postdoctoral Fellow from 1991 to 1992 and a Research Associate from 1996 to 1998 with the Department of Electrical and Computer Engineering, Concordia University, Montreal, Canada. During 1993–1996, he was an Associate Professor with the Department of Information Engineering,

Nanjing University of Posts and Telecommunications. From 1998 to 2001, he worked with hi-tech companies in Ottawa, Canada, including Nortel Networks and SR Telecom Inc. Since July 2001, he has been with Concordia's Electrical and Computer Engineering Department as a full-time faculty member, where he is presently a Full Professor. His research interests include digital signal processing fundamentals, speech and audio processing, and signal processing for wireless communication with a particular focus on MIMO systems and cooperative relay networks.

Dr. Zhu was an Associate Editor of the IEEE TRANSACTIONS ON CIRCUITS AND SYSTEMS PART I: Fundamental Theory and Applications from 2001 to 2003, and an Associate Editor of Circuits, Systems and Signal Processing from 2006 to 2009. He was also a Guest Editor for the IEEE JOURNAL ON SELECTED AREAS IN COMMUNICATIONS for the special issues of: Broadband Wireless Communications for High Speed Vehicles, and Virtual MIMO during 2011–2013. Since 2011, he has served as an Associate Editor for the IEEE TRANSACTIONS ON CIRCUITS AND SYSTEMS PART II: Express Briefs. Dr. Zhu was the Secretary of Digital Signal Processing Technical Committee (DSPTC) of the IEEE Circuits and System Society during 2012–2014, where he is presently the Chair of the DSPTC.



Lajos Hanzo received the degree in electronics in 1976 and the doctorate in 1983. In 2009 he was awarded "Doctor Honoris Causa" by the Technical University of Budapest. During his 37-year career in telecommunications he has held various research and academic posts in Hungary, Germany, and the UK. Since 1986 he has been with the School of Electronics and Computer Science, University of Southampton, UK, where he holds the chair in telecommunications. He has successfully supervised 80+ Ph.D. students, co-authored 20 John Wiley/IEEE Press books

on mobile radio communications totalling in excess of 10 000 pages, published 1400+ research entries at IEEE Xplore, acted both as TPC and General Chair of IEEE conferences, presented keynote lectures and has been awarded a number of distinctions. Currently he is directing a 100-strong academic research team, working on a range of research projects in the field of wireless multimedia communications sponsored by industry, the Engineering and Physical Sciences Research Council (EPSRC) UK, the European Research Council's Advanced Fellow Grant and the Royal Society's Wolfson Research Merit Award. He is an enthusiastic supporter of industrial and academic liaison and he offers a range of industrial courses. He is also a Governor of the IEEE VTS. During 2008–2012 he was the Editor-in-Chief of the IEEE Press and a Chaired Professor also at Tsinghua University, Beijing. His research is funded by the European Research Council's Senior Research Fellow Grant. For further information on research in progress and associated publications please refer to <http://www-mobile.ecs.soton.ac.uk> Lajos has 20 000+ citations.